

Setanta Income Opportunities Fund

Q1 2026

Fund Description

The **Income Opportunities Fund** ('the Fund') is an actively managed portfolio primarily comprising global equities but with the flexibility to invest in assets which offer attractive income and reasonable value. These assets include fixed income, property (including REITs) and cash. The Fund is not constrained by limitations on the level of any given asset. In practice, the Fund has had its greatest weight in equities, reflecting the breadth of that market, Setanta's expertise in that area, and the option writing strategy employed by the Fund. Nevertheless, property, fixed income and cash have all played meaningful roles in past returns of the Fund, at times, comprising up to 50% of the Fund's assets. The portfolio is managed in accordance with the Setanta investment philosophy. That is, the managers seek to own good assets for the long-term at prices below what they think they're worth, carefully considering each investment's risk profile. The Fund is managed by three portfolio managers, who also look to leverage off the experience and knowledge of their colleagues. The aim is to achieve a sensible level of diversification on a sector and geographic basis.


The Fund employs an option writing strategy. This entails the sale of both call and put options in return for a cash premium, representing an income stream that boosts the underlying income yield of the Fund. This strategy is employed in a conservative fashion, as all options written are fully covered.

The Income Opportunities Fund has two investment objectives:

1. To generate an annual income yield at a target rate. This is declared at the start of each financial year.
2. To achieve capital appreciation over the long term.

Portfolio Managers

Richard Doyle, CFA; David Pastor, CFA; Caroline White, CFA



Our Investment Principles

We do not believe markets are efficient

We invest below our estimate of intrinsic value

We invest in businesses rather than buying stocks

Preservation of our clients' capital is key

Investing is a marathon, not a sprint

We are not afraid to swim against the tide

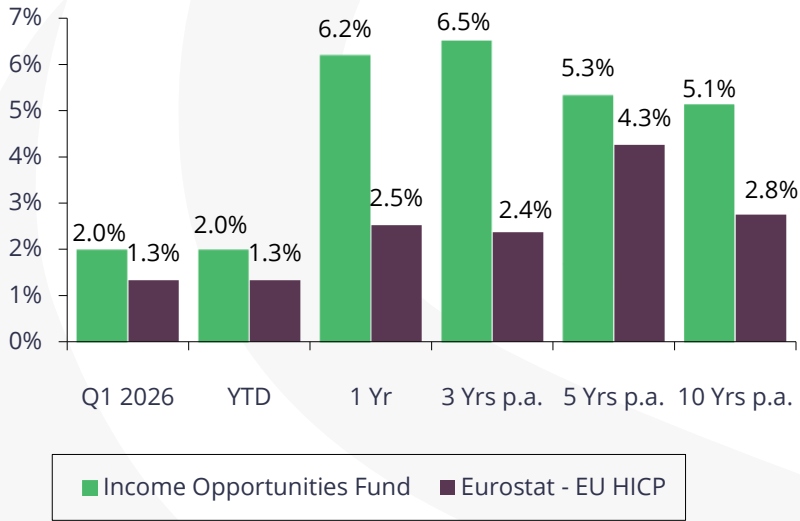
We consider scenarios rather than making forecasts

Businesses we own must have strong balance sheets

We make mistakes and always endeavour to learn from them

We will act with integrity in everything we do

Fund Performance – 31.03.2026 (EUR)



Yearly Performance

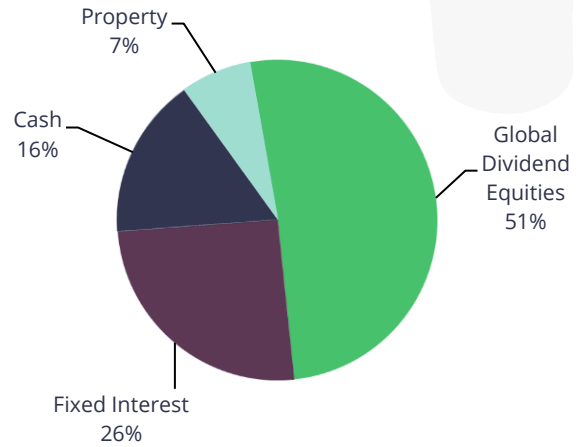
Year %	2020	2021	2022	2023	2024	2025
Fund	-5.6	11.9	-0.3	6.5	6.7	6.1
Benchmark	-0.3	5.0	9.6	2.8	2.1	2.0

Performance Source: Setanta Asset Management. The Fund returns stated are based on the movements in the unit prices of the ILA/CLI Income Opportunities Fund [P-INC1] and are gross of management fees. The performance will be reduced by the impact of management fees paid, the amount of which varies. **Benchmark:** Eurostat Harmonised Index of Consumer Prices (EUR). Inception as at 30.09.11 **Holdings Source:** Setanta.

Top 10 Equity Holdings

COMPANY	SECTOR	% OF FUND
COMP FIN RICHEMONT	Consumer Discretionary	2.2%
JOHNSON & JOHNSON	Health Care	2.1%
SAMSUNG ELECTRO	Information Technology	2.1%
CME GROUP INC	Financials	1.8%
L'AIR LIQUIDE SA	Materials	1.8%
TAIWAN SEMICOND MAN	Information Technology	1.7%
SAMPO PLC	Financials	1.7%
CISCO SYSTEMS INC	Information Technology	1.6%
EXXON MOBIL CORP	Energy	1.6%
NATIONAL GRID PLC	Utilities	1.6%

Asset Distribution



Historic Income

Year	Income Earned % of Fund Value
2011	6.2%
2012	5.6%
2013	5.5%
2014	4.8%
2015	5.5%
2016	4.7%
2017	4.1%
2018	3.9%
2019	4.2%
2020	3.9%
2021	4.1%
2022	4.3%
2023	4.3%
2024	4.3%
2025	4.3%



Q1 2026 Commentary

The first quarter of the year was marked by pronounced volatility as financial markets moved to price in the impact of the conflict in Iran. Beyond the regrettable loss of human life and the destruction of civil infrastructure, uncertainty has risen sharply since hostilities began at the end of February. Markets are grappling with the extent of the damage to energy infrastructure in a region that is one of the largest exporters of oil and natural gas, and with the risk of ongoing disruption in the Strait of Hormuz, a vital waterway for the global economy. Supply chains from food production to industrial gases are affected with the potential to push inflation higher.

As the conflict escalated, interest rates, as proxied by benchmark 10-year government bond yields spiked across America and Europe through March. The US dollar strengthened against major global currencies in a traditional flight to safety, while indicators of market stress, such as equity volatility indices including the VIX, also moved sharply higher. Having continued its increase prior to the conflict, the price of gold, a traditional safe haven, actually fell in the aftermath, albeit remaining close to lifetime highs.

The conflict, and related uncertainty, are unhelpful for a global economy that, whilst broadly sound, had been slowing for some time, weighed down by subdued consumer spending. Even so, and despite the resetting of inflation and growth expectations, global equity markets proved relatively resilient; the MSCI World index, a broad indicator of equity markets, fell 2% over the quarter (as measured in euro terms). Energy stocks were strong, and traditionally defensive areas such as Healthcare, Consumer Staples and Utilities held up well, while more cyclical sectors underperformed. At the same time, markets continued to digest the evolving implications of technological disruption from AI for particular sectors, such as business software, whilst also reflecting the substantial investment in AI computing infrastructure and the associated near term growth in demand for semiconductors and related hardware. In this context, the Fund performed resiliently, posting a +2% return for the quarter.

The Fund's portfolio of dividend equities delivered a strong contribution to performance. Among the largest positive contributors to performance were long-standing holding and integrated oil and gas producer, **Exxon Mobil** and recent addition **GTT**, which designs, and licences, 'membranes' for use in Liquefied Natural Gas (LNG) containers. Both their share prices rose sharply in line with higher global energy prices. **Samsung** continued to perform well. It is benefitting from very favourable conditions in its strategically important memory chips division, where demand is robust and capacity is constrained. Conventional DRAM prices have risen meaningfully (DRAM chips are used in personal computers and smartphones among others), while, after some initial setbacks, Samsung has regained leadership in the market for next-generation memory chips used in AI servers, recently becoming the first company to commercially ship next generation HBM4 chips.

On the other hand, **Richemont** detracted from performance. The company reported solid sales, supported by healthy end demand, particularly across its Jewellery maisons. In an environment where precious metals, especially gold, have risen strongly, Richemont appears willing to temporarily absorb some of the increased cost in order to protect long-term customer goodwill, which is leading to pressure on profit margins. In addition, it has relatively high exposure to Middle Eastern markets, such as Dubai and Abu Dhabi, thus creating concerns among some investors, given the current febrile environment there. **CRH** was also weak during the quarter, as the market extrapolates the impact of higher energy prices on the company's energy intensive operations, while expectations for higher interest rates could weigh on a nascent residential construction recovery across its main markets. Coloplast issued results that disappointed investors. This is unhelpful for a business that has faced a series of internal and external challenges in recent years which have dampened expectations for growth and margins. We believe **Coloplast** is well positioned in structurally attractive markets and has the capability to regain its footing over the medium term with a more focused and disciplined approach, while noting it has appointed a new CEO.



Q1 2026 Commentary

The Fund's fixed income portfolio delivered a flat total return over the quarter, which we regard as a satisfactory outcome in a highly dynamic environment. The energy price shock in early March caused significant disruption in global bond markets, unsettling conditions across both government and corporate debt. Expectations of steady interest rate cuts at the start of the year have given way to a more uncertain backdrop, marked by higher near-term inflation, and emerging risks to medium-term economic growth. Against this backdrop, the Fund's bond positioning, with relatively short duration, high average credit quality, and a degree of geographic diversification, served it well, delivering an attractive level of income and robust overall return profile.

We initiated a position in **Novo Nordisk**. This is a highly profitable, innovative pharmaceutical company, with strong franchises in diabetes and anti-obesity treatments, including leading GLP-1 products such as Ozempic and Wegovy. Novo was the original developer of these therapies, but its share price has been under pressure as markets factor in strong competition from peer Ely Lilly as well as pricing, and reimbursement cuts in the US government channel. Yet, with fewer than 1% of people with obesity globally currently treated with branded anti-obesity medication, the addressable market is vast and largely underpenetrated. As these drugs become more affordable, and governments expand access through healthcare programmes, we believe Novo and its peers have many years of profitable growth ahead. At current levels, we believe the market underestimates the durability and stability of Novo's existing portfolio of drugs and assigns little value to a promising pipeline of future treatments.

We also added to the fund **Oracle's 4.55% 2029** bonds. Oracle is a company with a long track record of profitable, cash generative growth and an investment grade balance sheet. The company is pursuing an ambitious multi-year expansion plan to position itself as a leading computer infrastructure and platform provider for the AI era, requiring a very significant increase in debt and equity capital. . As a result, its bonds have been trading at higher yields than is typical for companies with similar credit ratings, allowing us to establish a position on attractive terms for the Fund.

**All returns are in euro unless stated otherwise; all performance figures are gross of fees, unless stated otherwise.*



Contact Details:

Setanta Asset Management,
Beresford Court,
Beresford Place, Dublin 1, Ireland.

Brendan Moran, Tel: + 353 1 612 4962
Email: brendan.moran@setanta-asset.com
www.setanta-asset.com

IMPORTANT INFORMATION

The Income Opportunities Fund is managed by Setanta Asset Management and is a representative account of the Income Opportunities strategy. The performance shown is the performance of a representative account (ILA/CLI Income Opportunities Fund [P-INC1]). For this life assurance product, investors should refer to the relevant policy conditions available through Irish Life and via www.irishlife.ie. The strategy is also available on a segregated basis or a UCITS mutual Fund via Beresford Funds ICAV. Current and prospective clients should not assume identical performance results to those shown would have been achieved for their account if it was invested in the strategy during the period. Clients of the firm may receive different performance than the representative account. Client performance may differ due to factors such as timing of investment(s), timing of withdrawal(s), client-mandated investment restrictions and the portfolio not being fully replicated for new accounts or new flows. Investors should consider the investment objectives, risks, charges and expenses carefully before investing. The investments underlying this financial product do not take into account the EU criteria for environmentally sustainable economic activities. See 'WARNING' and 'IMPORTANT INFORMATION' below.

Keyridge Asset Management Limited, trading as Irish Life Investment Managers and trading as Setanta Asset Management, is authorised as an investment firm by the Central Bank of Ireland under the European Union (Markets in Financial Instruments) Regulations 2017 – S.I. No. 375/2017. Keyridge Asset Management Limited is authorised and regulated by the Financial Conduct Authority to provide investment services in the UK through a UK branch. Keyridge Asset Management Limited, has been granted the International Adviser exemption from registration in the Canadian provinces of Manitoba, Ontario and Quebec. Keyridge Asset Management Limited, is a registered investment adviser with the U.S. Securities and Exchange Commission under the Investment Advisers Act of 1940.

The MSCI information may only be used for your internal use, may not be reproduced or re-disseminated in any form and may not be used as a basis for or a component of any financial instruments or products or indices. None of the MSCI information is intended to constitute investment advice or a recommendation to make (or refrain from making) any kind of investment decision and may not be relied on as such. Historical data and analysis should not be taken as an indication or guarantee of any future performance analysis, forecast or prediction. The MSCI information is provided on an “as is” basis and the user of this information assumes the entire risk of any use made of this information. MSCI, each of its affiliates and each other person involved in or related to compiling, computing or creating any MSCI information (collectively, the “MSCI Parties”) expressly disclaims all warranties (including, without limitation, any warranties of originality, accuracy, completeness, timeliness, non-infringement, merchantability and fitness for a particular purpose) with respect to this information. Without limiting any of the foregoing, in no event shall any MSCI Party have any liability for any direct, indirect, special, incidental, punitive, consequential (including, without limitation, lost profits) or any other damages

WARNING: Past performance is not a reliable indicator of future results. The price of units and the income from them may go down as well as up and investors may not get back the amount invested. The return may increase or decrease as a result of currency fluctuations. Forecasts are not a reliable indicator of future performance