

Setanta European Equity Fund

Q3 2025

Fund Description

The **European Equity Fund** ('the Fund') is managed by Setanta Asset Management and is a representative account of the European Equity strategy.


The Fund is an actively managed equity portfolio which holds c.30 stocks which are located in or active in Europe. The portfolio is managed in accordance with the Setanta investment philosophy. That is, the manager seeks to own good businesses for the long-term at prices below what they think they're worth, carefully considering each investment's risk profile.

The Fund is managed by three portfolio managers, who also look to leverage off the experience and knowledge of their colleagues. The aim is to achieve a sensible level of diversification on a sector and geographic basis.

The investment objective of the Fund is to outperform the MSCI Europe index over the long term.

Portfolio Managers

Rowan Smith; Fergal Sarsfield, CFA, & Tony O'Sullivan



Our Investment Principles

We do not believe markets are efficient

We invest below our estimate of intrinsic value

We invest in businesses rather than buying stocks

Preservation of our clients' capital is key

Investing is a marathon, not a sprint

We are not afraid to swim against the tide

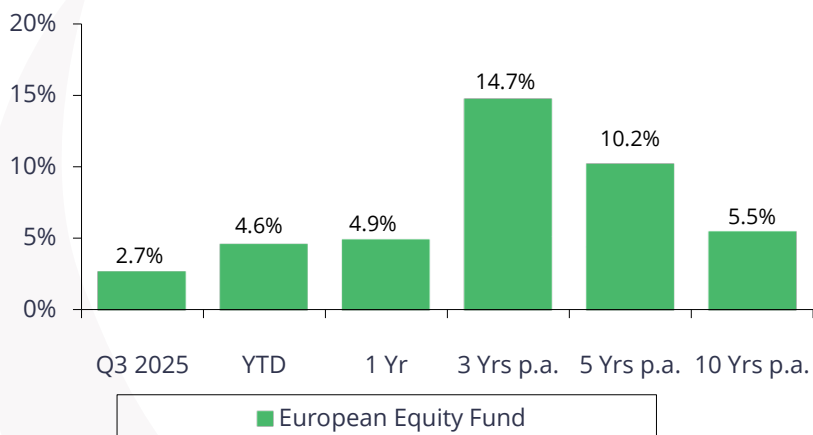
We consider scenarios rather than making forecasts

Businesses we own must have strong balance sheets

We make mistakes and always endeavour to learn from them

We will act with integrity in everything we do

Fund Performance – 30.09.2025 (EUR)



Yearly Performance

Year %	2020	2021	2022	2023	2024
Fund	-14.0	23.5	-12.8	16.8	14.1

Performance Source: Setanta. The Fund returns stated are based on the movements in the unit prices of the ILA/CLI European Equity Fund [IEC7002] and are gross of management fees. The performance will be reduced by the impact of management fees paid, the amount of which varies. **Holdings Source:** Setanta. Sector allocations based on invested portfolio only (excludes cash). **Fund Statistics Source:** Bloomberg.

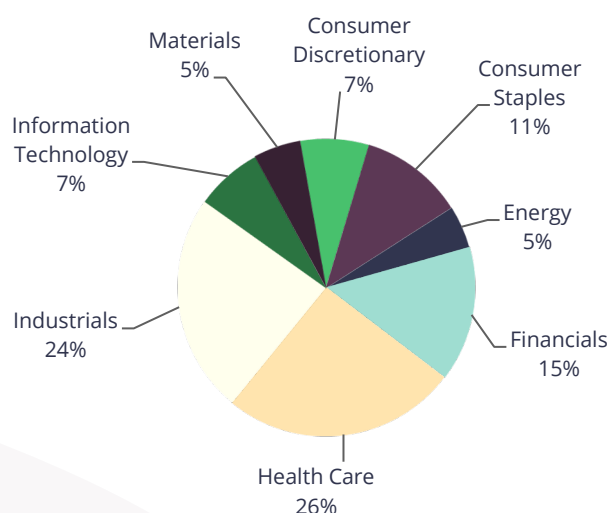
Top 10 Holdings

COMPANY	SECTOR	% OF FUND
ASML HOLDING	INFORMATION TECHNOLOGY	5.5%
BANK OF IRELAND	FINANCIALS	5.4%
CRH PLC	MATERIALS	4.8%
LEGRAND	INDUSTRIALS	4.5%
ENI Spa	ENERGY	4.4%
ROCHE HLDGS AG	HEALTH CARE	4.0%
NESTLE SA	CONSUMER STAPLES	3.9%
DEUTSCHE BOERSE	FINANCIALS	3.8%
STERIS PLC	HEALTH CARE	3.8%
GEA GROUP	INDUSTRIALS	3.7%

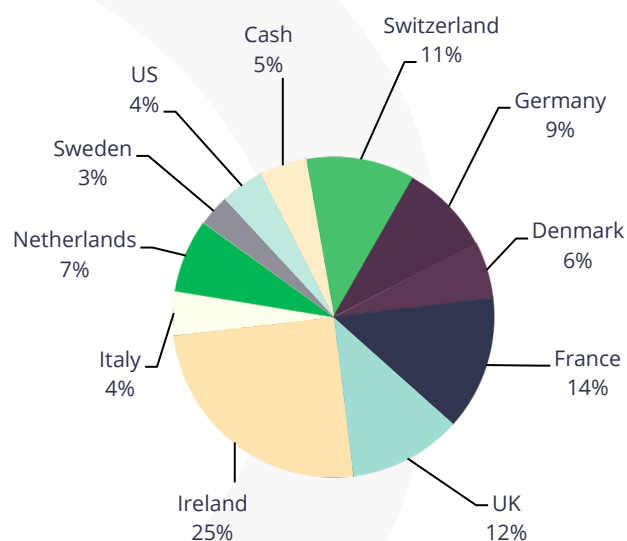
Fund Statistics

PRICE/BOOK	3.6
PRICE/EARNINGS RATIO (FY 1)	17.6
DIVIDEND YIELD %	1.8
AVERAGE MARKET CAP €BN	67.3
NO. OF HOLDINGS	32
ACTIVE SHARE RATIO %	84.9
DEBT/EQUITY %	60.2

Sector Distribution



Geographic Distribution





Q3 2025 Commentary

European equities delivered robust gains in the third quarter. Banks were the standout performers driven by both a steepening yield curve and buoyed expectations for higher government fiscal spend. Separately, companies that have exposure to AI related spend, performed well generally.

Key contributors and detractors

CRH held an investor day on September 30th, outlining its strategic aims and financial targets to 2030. Overall, it forecasts annual revenue growth of 7-9% from 2025-2030 and implied double-digit earnings growth based on adjusted EBITDA margins increasing to 22-24%, from 19.5% in 2024. The plan was well received by the market with its share price reacting positively.

Legrand's share price rose in Q3, primarily due to its data centre related revenues which have been performing strongly. Management upgraded its full year constant currency sales growth expectations to +5-7% organic and +5% from M&A. It expects data centre growth of 20-25% for the full year and it expects low double digit growth for the 2025-2030 period. Overall, management has increased confidence in hitting the upper end of its 2030 Group revenue targets which are based on 3-5% annual organic growth and 3-5% annual M&A growth.

We initiated a position in **ASML** in Q1 2025. As a reminder, it has a dominant position in the global semiconductor value chain. Specifically, its EUV (extreme ultraviolet) lithography machines are required in the production of high-end semiconductors. ASML's share price performed strongly in Q3, along with other semiconductor companies buoyed by the prospect of higher capex spend from the hyperscalers and several announcements from OpenAI including a strategic partnership with Nvidia.

Our largest detractor to performance in the quarter was **Deutsche Boerse**. It has been a bumpy year for the share price, first rallying +32%, peaking in May, before falling -22% to the end of September, being essentially flat year-to-date. Recent concerns have centred on the disruption risk of AI to data providers/exchanges including Factset and S&P Global in the United States and London Stock Exchange and Deutsche Boerse in Europe. For Deutsche Boerse, its most at-risk businesses are in the Investment Management Solutions segment, which represents 11% of Group EBITDA and contains the ISS/ Stoxx business. However, we believe that Deutsche Boerse's proprietarily sourced, customized and derived data, analytics, and models provide it with a competitive position that is difficult to disrupt. In addition, management have executed exceptionally well in the past and are agile to adapt and benefit from changes in technology.

Shares in **Demant**, one of the world's leading producers/retailers of hearing aids, declined after posting quarterly results that were short of expectations. The global hearing aid market has tended to grow in the 4-6% p.a. range on average over the years. In 2025 the growth rate appears to be trending closer to 2 or 3%. Consequently, we have seen generally soft results for Demant and peers so far this year. This backdrop may reflect some pressure on consumer budgets which could be resulting in some deferral in the purchasing of replacement units. In our experience, such periods of deferral have not tended to last very long and we expect an eventual recovery in buying patterns. The weakness in the shares may also be the result of a general rotation in capital flows towards the more cyclical pockets of the stock market, reflected in under-performance of the Healthcare sector so far this year.

Shares in **Booking Holdings** peaked in late June before falling in Q3 2025. Although it posted good Q2 results, the market reacted negatively to lower-than-expected Q3 guidance and question marks remain on the disruption risk from AI. Management view diversification of channels as a positive and it's likely to partner with hyperscalers for travel bookings.



Q3 2025 Commentary

Transactions during the period

During the quarter the portfolio initiated a position in **Steris PLC**, the global leader in the Healthcare Sterilisation industry. Steris supplies equipment and consumables used to sterilise surgical equipment in hospitals and clinics. It also services this equipment. It provides similar products and services to pharmaceutical and biotech companies to facilitate sterile drug manufacturing. The company's AST subsidiary is the global market leader in the provision of sterilisation services to the Healthcare industry. AST ensures all kinds of medical equipment are pre-sterilised before shipment to the customer. The business is financially strong, has been very well managed over the years, and we believe the company can continue to grow shareholder value in the future.

The fund exited the shareholding in **GSK PLC**. For some time we have been waiting for signs of improvement in r&d productivity at the company. At this point we don't believe those signs are compelling enough and we see Steris as a better long term investment proposition.

We would like to thank our clients for their continued support and patience.



Contact Details:

Setanta Asset Management,
Beresford Court,
Beresford Place, Dublin 1, Ireland.

Brendan Moran, Tel: + 353 1 612 4962
Email: brendan.moran@setanta-asset.com
www.setanta-asset.com

IMPORTANT INFORMATION

The European Equity Fund is managed by Setanta Asset Management and is a representative account of the European Equity strategy. The performance shown is the performance of a representative account (ILA/CLI European Equity Fund [IEC7002]). For this life assurance product, investors should refer to the relevant policy conditions available through Irish Life and via www.irishlife.ie. The strategy is available on a separate account basis to institutional investors however current and prospective clients should not assume identical performance results to those shown would have been achieved for their account if it was invested in the strategy during the period. Clients of the firm may receive different performance than the representative account. Client performance may differ due to factors such as timing of investment(s), timing of withdrawal(s), client-mandated investment restrictions and the portfolio not being fully replicated for new accounts or new flows. Investors should consider the investment objectives, risks, charges and expenses carefully before investing. The investments underlying this financial product do not take into account the EU criteria for environmentally sustainable economic activities. See 'WARNING' and IMPORTANT INFORMATION' below.

Irish Life Investment Managers Limited, trading as Irish Life Investment Managers and trading as Setanta Asset Management, is authorised as an investment firm by the Central Bank of Ireland under the European Union (Markets in Financial Instruments) Regulations 2017 – S.I. No. 375/2017. This factsheet, which is for information purposes only, does not form part of any contract. This is a marketing communication that (a) has not been prepared in accordance with legal requirements designed to promote the independence of investment research, and (b) is not subject to any prohibition on dealing ahead of the dissemination investment research. The information contained in this document is based on current legislation and is, therefore subject to change. The contents are intended as a guideline only and should not be construed as an interpretation of the law. You should always seek the advice of an appropriately qualified professional. Performance disclosures are stated above.

The MSCI information may only be used for your internal use, may not be reproduced or re-disseminated in any form and may not be used as a basis for or a component of any financial instruments or products or indices. None of the MSCI information is intended to constitute investment advice or a recommendation to make (or refrain from making) any kind of investment decision and may not be relied on as such. Historical data and analysis should not be taken as an indication or guarantee of any future performance analysis, forecast or prediction. The MSCI information is provided on an "as is" basis and the user of this information assumes the entire risk of any use made of this information. MSCI, each of its affiliates and each other person involved in or related to compiling, computing or creating any MSCI information (collectively, the "MSCI Parties") expressly disclaims all warranties (including, without limitation, any warranties of originality, accuracy, completeness, timeliness, non-infringement, merchantability and fitness for a particular purpose) with respect to this information. Without limiting any of the foregoing, in no event shall any MSCI Party have any liability for any direct, indirect, special, incidental, punitive, consequential (including, without limitation, lost profits) or any other damages.

WARNING: Past performance is not a reliable indicator of future results. The price of units and the income from them may go down as well as up and investors may not get back the amount invested. The return may increase or decrease as a result of currency fluctuations. Forecasts are not a reliable indicator of future performance.