

Setanta European Equity Fund (CAD)

Q2 2025

Fund Description

The **European Equity Fund** ('the Fund') is managed by Setanta Asset Management Limited ("Setanta") and is a representative account of the European Equity strategy.


The Fund is an actively managed equity portfolio which holds c.30 stocks which are located in or active in Europe. The portfolio is managed in accordance with the Setanta investment philosophy. That is, the managers seek to own good businesses for the long-term at prices below what they think they're worth, carefully considering each investment's risk profile.

The Fund is managed by three portfolio managers, who also look to leverage off the experience and knowledge of their colleagues. The aim is to achieve a sensible level of diversification on a sector and geographic basis.

The investment objective of the Fund is to outperform the MSCI Europe index over the long term.

Portfolio Managers

Rowan Smith; Fergal Sarsfield, CFA, & Tony O'Sullivan



Our Investment Principles

We do not believe markets are efficient

We invest below our estimate of intrinsic value

We invest in businesses rather than buying stocks

Preservation of our clients' capital is key

Investing is a marathon, not a sprint

We are not afraid to swim against the tide

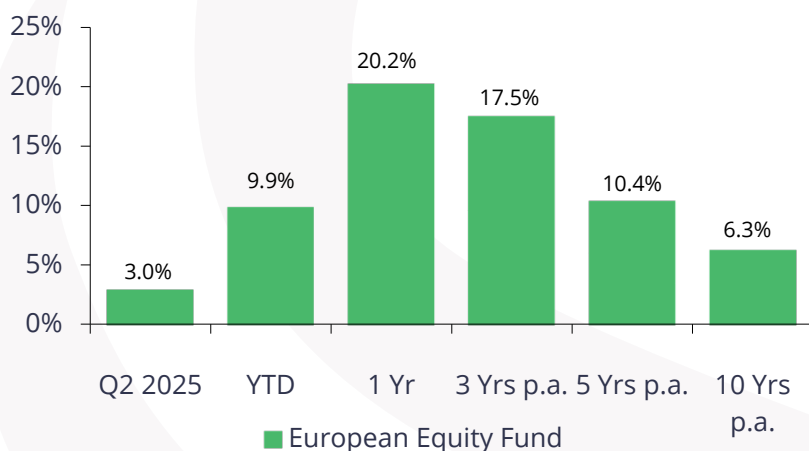
We consider scenarios rather than making forecasts

Businesses we own must have strong balance sheets

We make mistakes and always endeavour to learn from them

We will act with integrity in everything we do

Fund Performance – 30.06.2025 (CAD)



Yearly Performance

Year %	2019	2020	2021	2022	2023	2024
Fund	13.8	-7.8	14.1	-12.9	17.8	16.7

Performance Source: Setanta Asset Management Limited. The Fund returns stated are based on the movements in the unit prices of the CLA European Equity Fund (SF037) [IEC11002] and are gross of management fees. The performance will be reduced by the impact of management fees paid, the amount of which varies. **Holdings Source:** Setanta. Sector allocations based on invested portfolio only (excludes cash). **Fund Statistics Source:** Bloomberg.

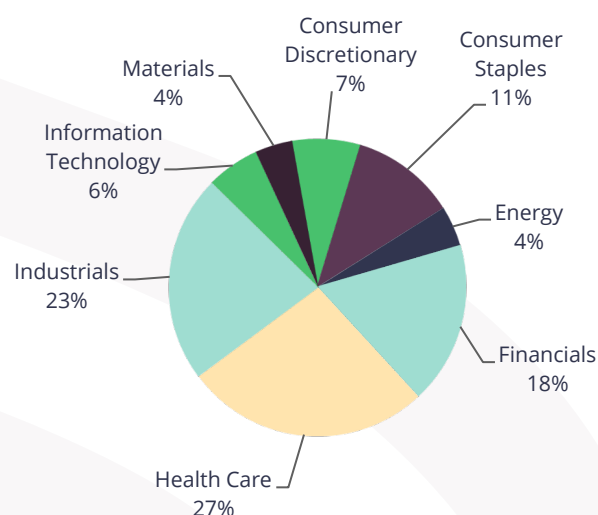
Top 10 Holdings

COMPANY	SECTOR	% OF FUND
BANK OF IRELAND	FINANCIALS	4.9%
DEUTSCHE BOERSE	FINANCIALS	4.9%
NESTLE SA	CONSUMER STAPLES	4.8%
ASML HOLDING	INFORMATION TECHNOLOGY	4.8%
ROCHE HLDGS AG	HEALTH CARE	4.5%
ENI Spa	ENERGY	4.3%
LEGRAND SA	INDUSTRIALS	4.2%
CRH PLC	MATERIALS	3.9%
DEMANT	HEALTH CARE	3.8%
GSK PLC	HEALTH CARE	3.7%

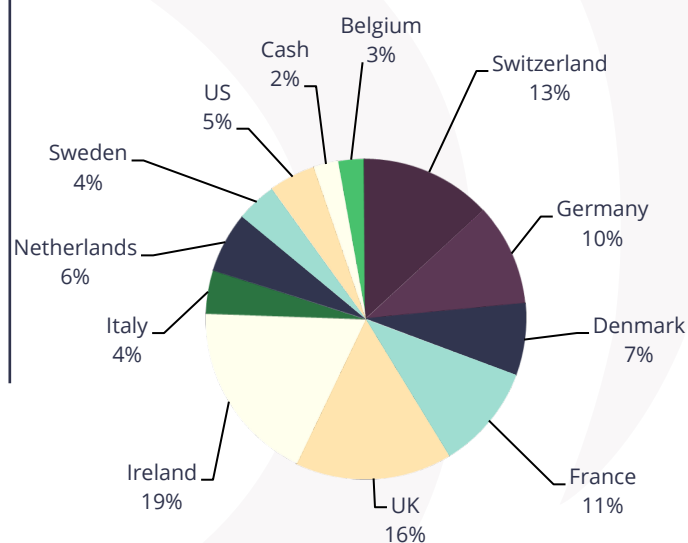
Fund Statistics

PRICE/BOOK	2.3
PRICE/EARNINGS RATIO (FY 1)	17.9
DIVIDEND YIELD %	1.9
AVERAGE MARKET CAP C\$BN	105.6
NO. OF HOLDINGS	32
DEBT/EQUITY %	67.3

Sector Distribution



Geographic Distribution





Q2 2025 Commentary

Prepare don't Predict

Trying to predict how financial markets react to events over the short term is a fool's errand. History is littered with examples of financial markets reacting in the short term in ways that would appear incomprehensible to logical investors. Three recent examples of events which caused increased uncertainty in financial markets and their corresponding performance over the short term are:

2016 - Brexit : MSCI Europe -3% for the full year in US\$

2020 - Covid : MSCI Europe +3% for the full year in US\$

2025 - Trump, Tariffs, Trade : MSCI Europe +21% to end June 2025 in US\$

Conventional wisdom dictates that uncertainty creates risk and risk is bad for asset price appreciation. Looking at the performance of the MSCI Europe Index during these times of elevated risk, conventional wisdom is knocked on its head. With the exception of 2016 where MSCI Europe Index suffered a small decline, investors realised meaningful gains during these periods of increased risks. Additionally, those who were able to view these uncertainties as opportunities were able to position their portfolio's to create even healthier returns over the longer term.

Key takeaways

1. Trying to pre-empt market reactions is a fool's errand
2. Being prepared to take advantage of the opportunities that heightened market volatility creates can be a fertile hunting ground for long term investors

Our philosophy is centered around investing for the long term while our process involves detailed fundamental analysis. With these as core tenets of our investment approach we were fortunate to be able to use heightened market uncertainties to our advantage during Q2 with the addition of two new positions, Icon PLC and Dassault Systemes, to the portfolio. We have built an extensive knowledge base of both companies over time and the market uncertainty brought about post Liberation Day provided us with an opportunity to invest in both companies at attractive prices.

Icon PLC is well known to the investment team in Setanta, having been held in some Setanta funds as far back as 2005. Rowan Smith, first invested in Icon way back in 2005, he has accumulated petabytes of intellectual capital on Icon over the past 20 years and was very quickly able to refresh his investment thesis when the stock sold off aggressively in Q2.

Dassault Systemes on the other hand, is a more recent investment thesis. In early 2024 we carried out extensive research on the industrial software vertical, looking for companies that provide software to help customers make the design to manufacturing processes more efficient. In a world where labour is scarce and input material prices are rising, manufacturing companies are investing in areas which can provide quicker and cheaper design to production processes. We undertook detailed work on various vertical software companies, including Dassault Systemes. The conclusion from our investment thesis was that Dassault Systemes is a quality company but valuation didn't make it a compelling investment opportunity at that particular point in time. We continued to build our mental database on the company, furthering our understanding of key risks to the investment thesis and evaluating those risks in conjunction with a de-rating the valuation multiples. Roll forward 12 months and the market uncertainty in Q2 provided us with our opportunity to invest at a level where we believe the risks are more than adequately discounted in the current share price.



Q2 2025 Commentary

Icon PLC is a Dublin, Ireland based clinical research organisation (CRO). CRO's provide services to pharmaceutical and biotech companies to facilitate the execution of the clinical trials required to obtain regulatory approval for new drugs. Such services include recruiting patients and doctors to manage the patients, facilitating data collection and analysis and collating medical reports for the final submission of the application to the regulatory authorities. Since patent lives are fixed, timely completion of clinical trials is crucial as any delays essentially result in the loss of peak product revenue potential. This can represent a material cost to the client which, in our view, means established CRO's like Icon are in a good position to win business from drug and biotech companies alike. As the CRO industry has matured, growth has moderated in recent years. This moderation has been compounded by client spending restraint resulting from nervousness concerning tariffs, public policy regarding vaccination, and a weak Biotech funding market. Reflecting the more challenged backdrop, CRO stocks have fallen considerably over the past year. Shares in Icon have more than halved in that period. We believe the recent pressures are largely transient and initiated a position in Icon with valuation levels at around 12x free cash flow. The opportunity to acquire a quality compounder at an opportunistic price was funded from trimming several of our existing healthcare holdings.

Dassault Systemes is a France based provider of application software to the industrial and life sciences end markets. Dassault Systemes has a broad portfolio of software apps to help industrial and life sciences customers design, simulate, produce and deploy new products firstly in the digital world and then to bring them to life in the real world. Using digital processes to improve real world products saves on raw materials, energy, time, resources and improves product quality. With the implementation of Dassault Systemes 3DEXperience PLM solution, Volkswagen claim to have shortened their product development process by 6 months and are able to achieve up to €200m in annual cost reductions. These time and cost savings are generated through the creation of digital twins where the entire design to production process is firstly created in a virtual world. Testing, simulation, modifications, enhancements, and manufacturing efficiencies are carried out virtually and once a cost and time efficient design process is created virtually it's then deployed in the real world. Having a virtual twin of the real life product also enables post production improvements to be tested virtually and integrated into the production process with greater efficiency. The industrial software market is highly concentrated, we estimate the top 3 players command more than two thirds of the market. It's a difficult market for new entrants and customer stickiness is high, both of which are appealing for us as long term investors.

Dassault Systemes also generates 20% of revenues from the life sciences end market where they provide software to customers like the afore mentioned Icon. Similar to the industrial end market, life sciences is equally concentrated and Dassault Systemes with its Rave platform is the market leader. Like Icon, this business has suffered from a slowdown in demand which has resulted in more muted revenue growth for the group. Despite this, Dassault Systems was still able to grow revenues by 5% in 2025, we believe the issues in Life Sciences are transient and the longer term sustainable growth of 7-8% for the group is not presently discounted in the current share price. We funded our initial position in Dassault Systemes via a full disposal of our remaining holding in Ericsson.

Other transactions during Q2 2025

Icon PLC and Dassault Systemes were two new positions established during Q2. We also undertook some additional risk management exercises reallocating capital across our bank holdings and also across some of our industrial holdings.

Once again, we thank all our clients for your continued support.



Contact Details

Suite S8-17,
Eight Floor,
190 Simcoe Street,
Toronto,
Ontario,
M5T 2W5.

Rocco Vessio,
Mobile/Cell: 647-823-4813

E-mail: rocco.vessio@setanta-asset.com
www.setanta-asset.com

IMPORTANT INFORMATION

*Source: Stock price and index returns are from Bloomberg.

The European Equity Fund is managed by Setanta Asset Management Limited and is a representative account of the European Equity strategy. The performance shown is the performance of a representative account (CLA CA European Equity Fund [IEC11002]). The strategy is available on a separate account basis to institutional investors however current and prospective clients should not assume identical performance results to those shown would have been achieved for their account if it was invested in the strategy during the period. Clients of the firm may receive different performance than the representative account. Client performance may differ due to factors such as timing of investment(s), timing of withdrawal(s), client-mandated investment restrictions and the portfolio not being fully replicated for new accounts or new flows. Investors should consider the investment objectives, risks, charges and expenses carefully before investing.

Setanta Asset Management Limited ("Setanta") is regulated by the Central Bank of Ireland, New Wapping Street, North Wall Quay, Dublin 1, Ireland. Setanta Asset Management Limited is registered as an Investment Adviser with the Securities and Exchange Commission (the "SEC") - CRD# 281781 / SEC# 801-107083.

Setanta is relying on the "International Adviser" exemption from registration in Manitoba, Ontario, Quebec, British Columbia and Alberta. This exemption, subject to certain requirements, allows Setanta to provide advisory services to clients in these provinces who are "permitted clients" in accordance with the applicable securities legislation of Manitoba, Ontario, Quebec, British Columbia and Alberta, as applicable. Setanta, who is an investment sub-advisor to a number of Great-West Life Group companies, does not trade on its own account. Units in the Canadian segregated and mutual funds are not offered for sale by Setanta but may be acquired by prospective investors in accordance with regulatory requirements in the particular province through registered dealers including the applicable Great-West Life Group company.

This factsheet, which is for information purposes only, does not form part of any contract. This document (a) has not been prepared in accordance with legal requirements designed to promote the independence of investment research, and (b) is not subject to any prohibition on dealing ahead of the dissemination investment research. The information contained in this document is based on current legislation and is, therefore subject to change. The contents are intended as a guideline only and should not be construed as an interpretation of the law. You should always seek the advice of an appropriately qualified professional. This document is confidential and is not an offer to sell nor a solicitation of an offer to buy securities in any jurisdiction and is not investment advice. This document does not constitute a prospectus, offering memorandum or private placement memorandum in the United States of America.

The MSCI EAFE Index is an equity index that captures large and mid -cap representation across 21 developed markets countries around the world, excluding the US and Canada. The Index has 915 constituents and covers approximately 85% of the free float-adjusted market capitalization in each country. The composition of the Index does not reflect the manner in which the Strategy is constructed in relation to expected or achieved returns, portfolio securities, investment guidelines, restrictions, sectors, correlations, concentrations, volatility or tracking error targets, all of which may change over time. The Strategy and the Index [do not invest in the same securities or types of securities,] and the comparison is provided only to help an investor understand how the Strategy performed. The Index is unmanaged, and an investor cannot invest in the Index. Index performance reflects the reinvestment of dividends but does not reflect the deduction of any fees or expenses, which would reduce returns.

The MSCI information may only be used for your internal use, may not be reproduced or re-disseminated in any form and may not be used as a basis for or a component of any financial instruments or products or indices. None of the MSCI information is intended to constitute investment advice or a recommendation to make (or refrain from making) any kind of investment decision and may not be relied on as such. Historical data and analysis should not be taken as an indication or guarantee of any future performance analysis, forecast or prediction. The MSCI information is provided on an "as is" basis and the user of this information assumes the entire risk of any use made of this information. MSCI, each of its affiliates and each other person involved in or related to compiling, computing or creating any MSCI information (collectively, the "MSCI Parties") expressly disclaims all warranties (including, without limitation, any warranties of originality, accuracy, completeness, timeliness, non-infringement, merchantability and fitness for a particular purpose) with respect to this information. Without limiting any of the foregoing, in no event shall any MSCI Party have any liability for any direct, indirect, special, incidental, punitive, consequential (including, without limitation, lost profits) or any other damages

WARNING: Past performance is not a reliable indicator of future results. The price of securities and the income from them may go down as well as up and investors may not get back the amount invested. The return may increase or decrease as a result of currency fluctuations. Forecasts are not a reliable indicator of future performance.