

# Setanta European Equity Fund (CAD)

Q1 2024

## Fund Description

The **European Equity Fund** ('the Fund') is managed by Setanta Asset Management Limited ("Setanta") and is a representative account of the European Equity strategy.

The Fund is an actively managed equity portfolio which holds c.30 stocks which are located in or active in Europe. The portfolio is managed in accordance with the Setanta investment philosophy. That is, the managers seek to own good businesses for the long-term at prices below what they think they're worth, carefully considering each investment's risk profile.

The Fund is managed by the lead portfolio manager, who also looks to leverage off the experience and knowledge of his colleagues. The aim is to achieve a sensible level of diversification on a sector and geographic basis.

The investment objective of the Fund is to outperform the MSCI Europe index over the long term.

## Portfolio Manager

David Byrne, CFA



## Our Investment Principles

We do not believe markets are efficient

We invest below our estimate of intrinsic value

We invest in businesses rather than buying stocks

Preservation of our clients' capital is key

Investing is a marathon, not a sprint

We are not afraid to swim against the tide

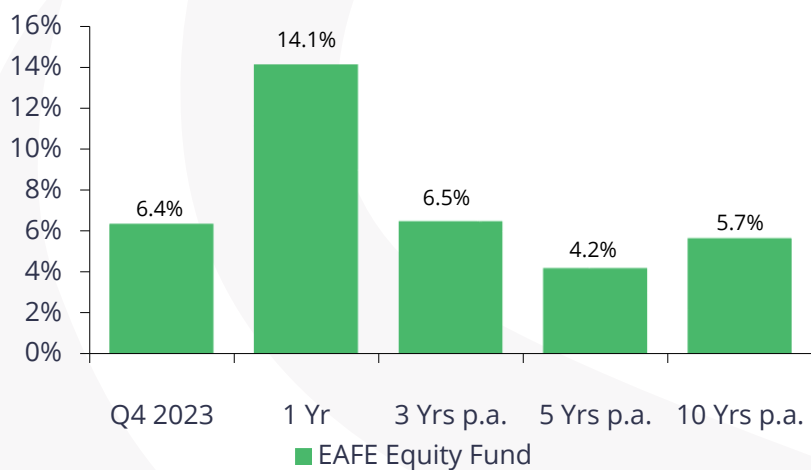
We consider scenarios rather than making forecasts

Businesses we own must have strong balance sheets

We make mistakes and always endeavour to learn from them

We will act with integrity in everything we do

## Fund Performance – 31.03.2024 (CAD)



## Yearly Performance

Year %	2018	2019	2020	2021	2022	2023
<b>Fund</b>	-4.3	13.8	-7.8	14.1	-12.9	17.8
<b>Benchmark</b>	-7.2	17.5	3.5	15.3	-8.9	16.7

**Performance Source:** Setanta Asset Management Limited. The Fund returns stated are based on the movements in the unit prices of the CLA European Equity Fund (SF037) [IEC11002] and are gross of management fees. The performance will be reduced by the impact of management fees paid, the amount of which varies. **Holdings Source:** Setanta. Sector allocations based on invested portfolio only (excludes cash). **Fund Statistics Source:** Bloomberg.

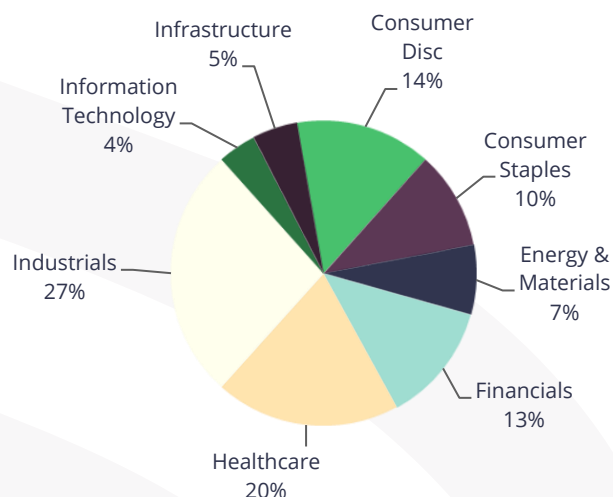
## Top 10 Holdings

COMPANY	SECTOR	% OF FUND
CRH PLC	INDUSTRIALS	8.2%
DCC ORD	INDUSTRIALS	6.3%
BOOKING HLDGS	CONSUMER DISCRETIONARY	5.5%
NOVARTIS	HEALTH CARE	5.1%
SANOFI	HEALTH CARE	4.6%
GSK PLC	HEALTH CARE	4.4%
GEA GROUP	INDUSTRIALS	4.2%
FERGUSON PLC	INDUSTRIALS	4.1%
DIAGEO ORD	CONSUMER STAPLES	4.0%
ESSILORLUXOTTICA	CONSUMER DISCRETIONARY	4.0%

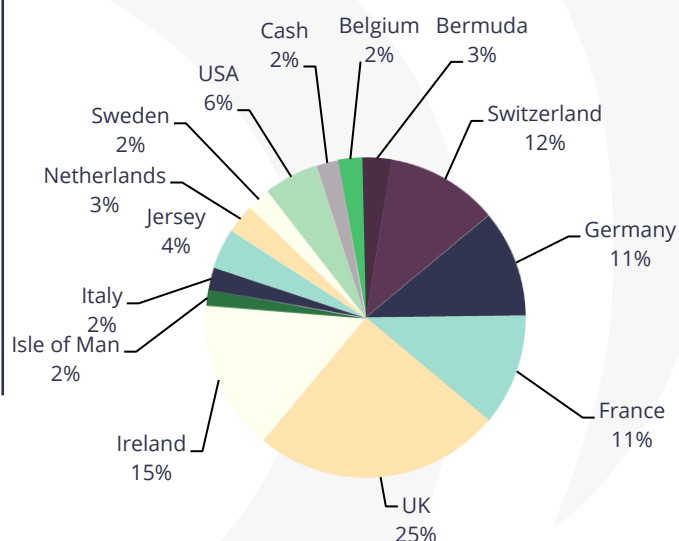
## Fund Statistics

PRICE/BOOK	2.0
PRICE/EARNINGS RATIO (FY 1)	15.2
DIVIDEND YIELD %	2.4
AVERAGE MARKET CAP C\$BN	72.0
NO. OF HOLDINGS	29
DEBT/EQUITY %	60.5

## Sector Distribution



## Geographic Distribution





## Q1 2024 Commentary

The economies of the Eurozone and wider European geographic region were relatively stable for the first quarter of 2024. The US, it seems, is still in a slightly better shape with unemployment rates well below long term averages driving the consumption machine in that area. Equity investments in the Americas (as represented by the major indices) fared marginally better than their European counterparts. Many headline commentators have written of the valuation premium of the US market in general over European markets. However, when you did deeper the nuances of this type of analysis start to show. Adjusted for sector composition some more thoughtful analyses has shown that the valuation premium of US over Europe is much smaller. In addition, It's very hard to verify these supposed valuation discrepancies because true valuation measures include components for earnings yield, future growth prospects, competitive position, management & culture as well as an assessment for the sustainability of these individual components. We evaluate businesses and investments individually to include all components of valuation. On the whole, in as much as we can, we don't see marked differences between similar businesses in both geographies.

As written in our other commentaries over the last couple of quarters global, US and European equity markets have exhibited a trait of "narrowness" where a small number of investments have driven the performance of the indices. The US had technology heavy indices contributing large amounts to their performance. European indices had luxury, healthcare and technology narrowness driving their returns. This has continued into 2024 with 2 strong themes of Artificial intelligence (AI) related investments (in a European context mainly ASML) and blockbuster healthcare breakthroughs in the GLP-1 class of drugs continuing to power ahead Novo Nordisk which is a large index weight. We don't own either of these names in the European equity fund which has detracted from performance for Q1. The MSCI Europe Index was up x.x% while the Setanta European Equity fund was up xx%.

The largest contributor to performance over the quarter was CRH with continued share price appreciation after having posted a sterling total return performance in 2023 (+75% in FY 2023, +28% in FQ1 2024 in EUR terms). Its core businesses supplying base construction materials in the US and Europe are performing very well. Good underlying demand, and CRH's value added product slate are supporting its capacity to increase prices, while good cost control drives margin expansion. We believe CRH operates in good markets with substantial pent-up demand for infrastructure, industrial and residential investment, while supply to the market is rational and constrained by the high cost of new capacity. CRH's core businesses have been able to grow revenues organically by mid-single digit on an organic basis over the past decade. In addition, CRH has been active reshaping its business portfolio with a number of acquisitions and disposals over the years. We believe the quality of the company has improved as a result, while retaining one of the strongest balance sheets in the sector. Dividends have increased over time, with additional shareholder remuneration by way of share buy-backs. Despite the strong recent share price appreciation, CRH remains an attractive investment in our view. Construction products sales volume in the US is expected to ramp up in the medium term to fulfil the needs of already passed and funded infrastructure bills.



## Q1 2024 Commentary

Detractors were Swatch, Ericsson and Sonova. Swatch has lagged European luxury peers for the last several years as it has failed to capture the imagination of luxury consumers with its primary brands, Omega & Longines. They've continued to invest in their ultra luxury jewellery brand, Harry Winston with little payback. Sales growth has remained sluggish and returns on invested capital have been declining. The Hayek family, who control the company, have been poor stewards of this business over the medium term. The business has valuable assets in Omega and Longines and is hugely out of favour and could be an attractive takeover candidate. We doubt that the Hayek family would like to sell the asset but a hostile takeover is very much a possibility and there is a possibility of the Hayek family taking the business private. Its frustrating as this has been the story for a number of years although no catalyst has emerged to realise this value.

Ericsson operates in the cyclical telecommunications equipment market. The last year to 18 months has seen a dramatic fall off in sales as the initial build out of 5G networks stalled. Mobile network operators have been reluctant to spend to increase capacity as they have difficulty pricing up for 5G services. There is potential upside in new 5G deployment in new markets. AT&T have awarded a big contract to Ericsson which hopefully will start to ramp up in late 2024 and could drive profitability and returns.

Sonova has had a bumpy few quarters, probably related to a large contract loss and product cycle. The hearing aid industry exhibits an oligopolistic structure with 3-4 main players. The product cycle ebbs and flows between these players. The long-term demand drivers for the industry look to be solid with ageing populations with more disposable income in most western markets. The contract loss in question was to Costco, primarily in the United States. Costco have been taking share in the hearing aid channel and tend to put their supply contracts out to tender every few years. It's possible that Sonova will re-engage with Costco at some point which could help drive sales. To sum up on Sonova we think there are some near term headwinds that they should overcome and the long-term picture for this business looks quite favourable.

### **Portfolio activity**

There were no new buys or sells during the quarter.

### **Closing remarks**

We are grateful to all our investors for your continued support. We continue to believe that sticking to our principles, investing in robust businesses at attractive valuations should deliver solid medium to long term performance.



## Contact Details:

Setanta Asset Management Limited,  
Beresford Court,  
Beresford Place, Dublin 1, Ireland.

Brendan Moran, Tel: + 353 1 612 4962  
Email: [brendan.moran@setanta-asset.com](mailto:brendan.moran@setanta-asset.com)  
[www.setanta-asset.com](http://www.setanta-asset.com)

## IMPORTANT INFORMATION

The European Equity Fund is managed by Setanta Asset Management Limited and is a representative account of the European Equity strategy. The performance shown is the performance of a representative account (ILA/CLI European Equity Fund [IEC7002]). For this life assurance product, investors should refer to the relevant policy conditions available through Irish Life and via [www.irishlife.ie](http://www.irishlife.ie). The strategy is available on a separate account basis to institutional investors however current and prospective clients should not assume identical performance results to those shown would have been achieved for their account if it was invested in the strategy during the period. Clients of the firm may receive different performance than the representative account. Client performance may differ due to factors such as timing of investment(s), timing of withdrawal(s), client-mandated investment restrictions and the portfolio not being fully replicated for new accounts or new flows. Investors should consider the investment objectives, risks, charges and expenses carefully before investing. The investments underlying this financial product do not take into account the EU criteria for environmentally sustainable economic activities. See 'WARNING' and 'IMPORTANT INFORMATION' below.

Setanta Asset Management Limited is regulated by the Central Bank of Ireland, New Wapping Street, North Wall Quay, Dublin 1, Ireland. This factsheet, which is for information purposes only, does not form part of any contract. This is a marketing communication that (a) has not been prepared in accordance with legal requirements designed to promote the independence of investment research, and (b) is not subject to any prohibition on dealing ahead of the dissemination investment research. The information contained in this document is based on current legislation and is, therefore subject to change. The contents are intended as a guideline only and should not be construed as an interpretation of the law. You should always seek the advice of an appropriately qualified professional. Performance disclosures are stated above.

The MSCI information may only be used for your internal use, may not be reproduced or re-disseminated in any form and may not be used as a basis for or a component of any financial instruments or products or indices. None of the MSCI information is intended to constitute investment advice or a recommendation to make (or refrain from making) any kind of investment decision and may not be relied on as such. Historical data and analysis should not be taken as an indication or guarantee of any future performance analysis, forecast or prediction. The MSCI information is provided on an "as is" basis and the user of this information assumes the entire risk of any use made of this information. MSCI, each of its affiliates and each other person involved in or related to compiling, computing or creating any MSCI information (collectively, the "MSCI Parties") expressly disclaims all warranties (including, without limitation, any warranties of originality, accuracy, completeness, timeliness, non-infringement, merchantability and fitness for a particular purpose) with respect to this information. Without limiting any of the foregoing, in no event shall any MSCI Party have any liability for any direct, indirect, special, incidental, punitive, consequential (including, without limitation, lost profits) or any other damages.

**WARNING:** Past performance is not a reliable indicator of future results. The price of units and the income from them may go down as well as up and investors may not get back the amount invested. The return may increase or decrease as a result of currency fluctuations. Forecasts are not a reliable indicator of future performance.