

Setanta European Equity Fund (CAD)

Q4 2021

Fund Description

The **European Equity Fund** ('the Fund') is managed by Setanta Asset Management Limited ("Setanta") and is a representative account of the European Equity strategy.

The Fund is an actively managed equity portfolio which holds c.30 stocks which are located in or active in Europe. The portfolio is managed in accordance with the Setanta investment philosophy. That is, the managers seek to own good businesses for the long-term at prices below what they think they're worth, carefully considering each investment's risk profile.

The Fund is managed by the lead portfolio manager, who also looks to leverage off the experience and knowledge of his colleagues. The aim is to achieve a sensible level of diversification on a sector and geographic basis.

The investment objective of the Fund is to outperform the MSCI Europe index over the long term.

Fund Commentary

The Setanta European Equity fund marginally outperformed the benchmark in Q4 but trailed the benchmark over the year in 2021. Later in the report we'll have a look at the main drivers of this performance.

(Fund Commentary continued on Page 3)

Portfolio Manager

David Byrne, CFA



Our Investment Principles

We do not believe markets are efficient

We invest below our estimate of intrinsic value

We invest in businesses rather than buying stocks

Preservation of our clients' capital is key

Investing is a marathon, not a sprint

We are not afraid to swim against the tide

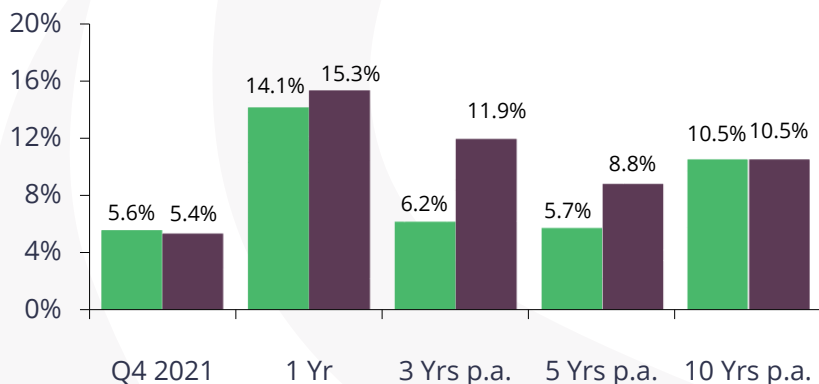
We consider scenarios rather than making forecasts

Businesses we own must have strong balance sheets

We make mistakes and always endeavour to learn from them

We will act with integrity in everything we do

Fund Performance – 31.12.2021 (CAD)



■ European Equity Fund ■ MSCI Europe (CAD)

Yearly Performance

| Year % | 2017 | 2018 | 2019 | 2020 | 2021 |
|------------------|------|------|------|------|------|
| Fund | 15.3 | -4.3 | 13.8 | -7.8 | 14.1 |
| Benchmark | 17.3 | -7.2 | 17.5 | 3.5 | 15.3 |

Performance Source: Setanta Asset Management Limited. The Fund returns stated are based on the movements in the unit prices of the CLA European Equity Fund (SF037) [IEC11002] and are gross of management fees. The performance will be reduced by the impact of management fees paid, the amount of which varies. **Benchmark:** MSCI Europe (CAD). **Holdings Source:** Setanta. Sector allocations based on invested portfolio only (excludes cash). **Fund Statistics Source:** Bloomberg.

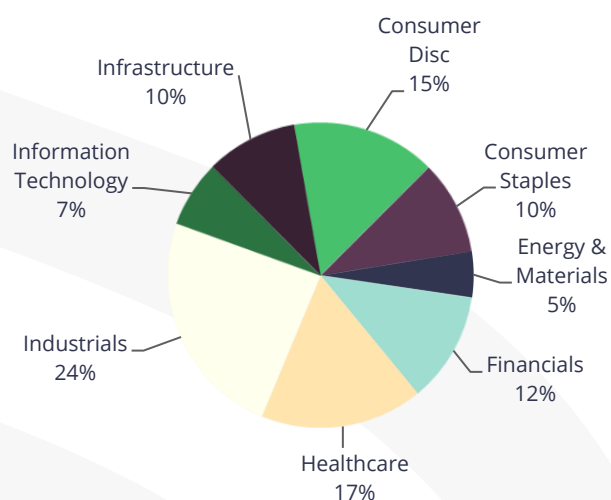
Top 10 Holdings

| COMPANY | SECTOR | % OF FUND |
|-----------------------|------------------------|-----------|
| CRH | INDUSTRIALS | 6.9% |
| DCC | INDUSTRIALS | 6.4% |
| GPE BRUXELLES LAMBERT | FINANCIALS | 6.2% |
| DIAGEO | CONSUMER STAPLES | 5.5% |
| GEA GROUP | INDUSTRIALS | 5.1% |
| GLAXOSMITHKLINE | HEALTHCARE | 4.9% |
| ERICSSON | INFORMATION TECHNOLOGY | 4.4% |
| NOVARTIS | HEALTHCARE | 4.2% |
| SANOFI | HEALTHCARE | 4.2% |
| LIBERTY GLOBAL PLC | CONSUMER DISCRETIONARY | 4.2% |

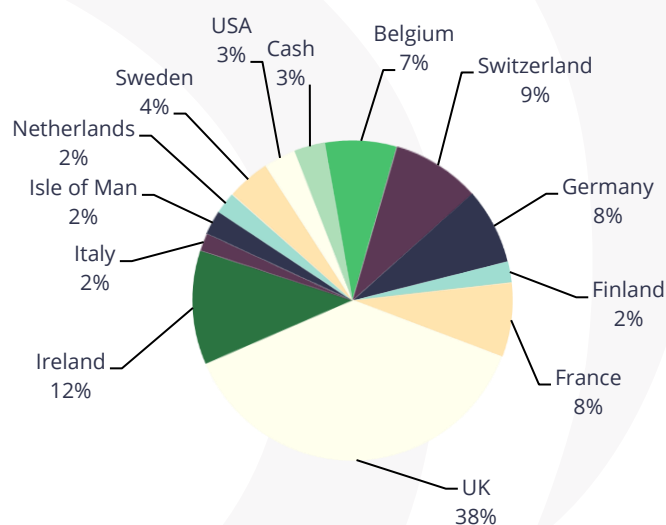
Fund Statistics

| | |
|-----------------------------|------|
| PRICE/BOOK | 2.2 |
| PRICE/EARNINGS RATIO (FY 1) | 17.7 |
| DIVIDEND YIELD % | 2.0 |
| AVERAGE MARKET CAP C\$BN | 61.2 |
| NO. OF HOLDINGS | 30 |
| ACTIVE SHARE RATIO % | 89.4 |
| DEBT/EQUITY % | 63.7 |

Sector Distribution



Geographic Distribution





Commentary

The year just gone was certainly an eventful one. On the economic front, two significant new COVID 'waves' Delta and Omicron held back economies from fully realising their potential output in 2021, although rising high vaccination rates are helping to decouple the link between infection and hospitalisation. With demand strong and supply constrained, inflation spiked to around 5% in the US and Europe, the highest levels in some time. It's unclear how much this is the result of (i) temporary supply side factors that will naturally correct; (ii) transient excess demand resulting from strong consumer balance sheets; (iii) years of ultra-loose monetary policy; or all three. In any case, it would appear that the global interest rate cycle is on an upward path.

It was also a notable year in financial markets as central banks' stimulus, government fiscal supports and historic low interest rates paved the way for record levels of global M&A (\$5.8 trillion according to Refinitiv, easily surpassing the previous record of \$4.4 trillion set in 2007) and IPO capital raising (Bloomberg reported \$600bn, around 40% higher than in 2007). Special purpose acquisition companies (SPACs) alone were responsible for c\$160bn of the total raised according to Refinitiv. This embracing of risk has not always served investors well however. The Defiance NextGen SPAC Derived ETF (SPAK US), the main SPAC exchange traded fund, was down -26% last year. The Renaissance IPO ETF (IPO US), which holds a portfolio of the largest most liquid newly-listed U.S. IPOs, declined -10% over the course of 2021. On January 6th, Bloomberg reported that roughly 4 in every 10 companies on the NASDAQ Composite Index have seen their market values fall by at least 50% from their 52-week highs.

We have often talked in the past about risk aversion being one of the key pillars of Setanta's approach. For much of the last 21 months, this has felt like it ran against the prevailing speculative mood in markets. Through this time, we have remained consistent in our approach and were glad to see some reward for this in the fourth quarter.

Q4 Performance Drivers

Leading contributors to the fund in the fourth quarter included Playtech and GEA. Playtech was the subject of a takeover bid from Australian firm Aristocrat Leisure in October. The stock has since traded above the £6.80 per share offer as two other prospective bidders subsequently entered the fray. Gopher Investments, which has already agreed to buy Playtech's financial markets division Finalto, considered making a full offer for the company before withdrawing its interest. In November JKO Play Limited, a consortium led by former Formula 1 team boss Eddie Jordan and an ex-Scientific Games executive, made its interest known. Talks are progressing and JKO has until January 26th to announce a firm intention to make an offer for Playtech. A vote on the Aristocrat Leisure bid has been adjourned until early February. Setanta, led by Fergal Sarsfield, has actively engaged with Playtech management and the board during our period of ownership to improve governance, financial disclosure and the quality of the board. We assisted in the selection process for a new Chairman as well as the addition of two new independent directors while encouraging a focus on core markets and growth opportunities. The takeover approach is a strong endorsement of Setanta's "engage-ivist" approach.



Commentary

At GEA, CEO Stefan Klebert has successfully delivered on his turnaround plan with clearer P&L responsibility at business unit level, increased operational efficiency, net working capital optimisation and some portfolio pruning. At its Capital Markets Day at the end of September, the company released new targets for 2026 pointing to healthy organic top line prospects and further margin expansion. The company sees good growth opportunities in the “New Food” and service areas. ROCE was guided to above 30% as the big gains made on net working capital have transformed the economics of the business. Management has built a lot of credibility through delivery to date and these targets look achievable. Q3 results reported in November saw strong order intake and leave the company on track to achieve the higher end of its 2021 guidance.

Detractors from fund performance in Q4 included Ryanair and Adidas.

Ryanair issued a profit warning in December. The rapid spread of the Omicron variant and the accompanying introduction of some travel restrictions across Europe negatively impacted passenger numbers in the key Christmas period. The January schedule is being cut by a third and further capacity reductions in the near term are possible given the hit to bookings and a significant lack of visibility. Net loss guidance for the year to March 2022 is now €250-450m from €100-200m previously. Longer term, we believe Ryanair has the balance sheet to come through the pandemic and has scope for significant market share gains as weaker competitors retrench. Fares should recover as the pent-up appetite for travel is eventually released. On the expense side, the new 737 Max aircraft are delivering the expected fuel efficiencies and industry weakness is a positive for staff and airport costs.

Adidas tweaked down full year net income guidance to the bottom of the €1.4-1.5bn range as supply chain issues in Vietnam and demand weakness in China weighed on Q3 results. The capacity loss is expected to hit sales by €1bn across Q4 2021 and Q1 2022 with no significant impact thereafter. Adidas, along with a number of Western brands, began to suffer sales weakness in China in the first half of 2021 after historic statements from a fashion industry sustainability group about boycotting cotton sourced from Xinjiang came to light amid concerns expressed about the treatment of Uighur Muslims in the region. Adidas saw no material recovery in Chinese demand in Q3 as local athletes and celebrities remained reluctant to cooperate with the affected brands as they had in the past. Local competitors such as Anta and Li Ning have benefited. We are hopeful that this will resolve itself over time. Adidas is well placed to benefit from the shift to Direct to Consumer to drive margin expansion while also reinvesting to further reinforce its strong market position and drive strong top line growth as athleisure trends remain firmly in place.

2021 Review

As highlighted at the outset, the Setanta European Equity Fund rose 14.1% (in CAD terms, gross of fees) in 2021, underperforming its benchmark by ~120bps. The benchmark had a very strong performance, leading the way were the technology and financials sectors. ASML was a notable strong performer in technology which we do not own in the fund. While Bank of Ireland performed well along with many of the European banking sector, GBL and Lancashire lagged substantially.



Commentary

Leading contributors to the fund's performance in 2021 included Playtech, GEA, Diageo and Alcon. The first two are addressed in the preceding section. Diageo has capitalised on structural tailwinds including premiumisation and spirits taking share from beer and wine. Management has successfully shifted the portfolio into faster growth categories and higher price points over the last 5 years. With tequila brands like Don Julio and Casamigos, they have shown an ability to rapidly grow acquired businesses under their stewardship. The company continues to eke out cost efficiencies that are re-invested in brand building and marketing to drive further top line growth. Alcon delivered well on commercial execution and new product launches across both its Surgical Products and Vision Care divisions in 2021. Having emerged from a difficult period under the ownership of Novartis, results during the year provided ongoing evidence that management have done a good job of rebuilding the pipeline and improving marketing and customer relationships. End demand will remain healthy as many eye diseases are age related and treatment rates should improve over time in emerging markets.

The largest detractors from performance in 2021 included Lancashire and Adidas. Specialty insurer Lancashire has suffered as industry losses have been well above normal in four of the last five years amid floods, winter storms, wildfires and hurricanes. Global warming is front and centre in the debate over whether insurance pricing is adequate, even after substantial price increases since 2019. Are weather-related events more frequent and more powerful? Or is it simply a case of bad luck, a clustering of losses that has happened plenty of times in the past? Lancashire is diversifying away from natural catastrophe losses into less capital-intensive lines of business. We see potential for a large uplift in profits if industry losses normalise. Management will need to deliver following what is likely to be another loss year in 2021.

During the course of 2021, we added Essilor Luxottica. We outlined our rationale for our investment these in EssilorLuxottica in our Q1 report. Even though we've only owned the position for a short period, we are pleased with our purchase.

Conclusion

As we face into 2022, uncertainty abounds on inflation, the future path of interest rates, monetary and fiscal stimulus and the pandemic. Predicting exactly how this will all play out is a futile task. We believe the portfolio is well positioned with good quality businesses which have the wherewithal to come through whatever the external environment throws up and which we hope can deliver good returns over the long run. We once again would like to thank all of our clients for their continued support.

Transactions during the Quarter

There were no transactions during the quarter.

David Byrne, CFA, Portfolio Manager



Contact Details:

Suite S8-17,
Eight Floor,
190 Simcoe Street,
Toronto,
Ontario,
M5T 2W5.

Rocco Vessio, (T) 416-552-5061 , (M) 647-823-4813

E-mail: rocco.vessio@setanta-asset.com

www.setanta-asset.com

IMPORTANT INFORMATION

The European Equity Fund is managed by Setanta Asset Management Limited and is a representative account of the European Equity strategy. The performance shown is the performance of a representative account (CLA CA European Equity Fund [IEC11002]). The strategy is available on a separate account basis to institutional investors however current and prospective clients should not assume identical performance results to those shown would have been achieved for their account if it was invested in the strategy during the period. Clients of the firm may receive different performance than the representative account. Client performance may differ due to factors such as timing of investment(s), timing of withdrawal(s), client-mandated investment restrictions and the portfolio not being fully replicated for new accounts or new flows. Investors should consider the investment objectives, risks, charges and expenses carefully before investing. See 'WARNING' and IMPORTANT INFORMATION' sections below.

Setanta Asset Management Limited is regulated by the Central Bank of Ireland, New Wapping Street, North Wall Quay, Dublin 1, Ireland and has been granted the International Adviser exemption from registration in Manitoba, Ontario, Quebec, British Columbia and Alberta. This exemption enables it to provide advisory services to clients in these provinces in accordance with the applicable securities legislation of Manitoba, Ontario, Quebec, British Columbia and Alberta. Setanta, who is an investment sub-advisor to a number of Great-West Life Group companies, does not trade on its own account. Units in the Canadian segregated and mutual funds are not offered for sale by Setanta but may be acquired by prospective investors via the relevant Great-West Life Group company. This factsheet, which is for information purposes only, does not form part of any contract. This is a marketing communication that (a) has not been prepared in accordance with legal requirements designed to promote the independence of investment research, and (b) is not subject to any prohibition on dealing ahead of the dissemination investment research. The information contained in this document is based on current legislation and is, therefore subject to change. The contents are intended as a guideline only and should not be construed as an interpretation of the law. You should always seek the advice of an appropriately qualified professional. Performance disclosures are stated above. Setanta Asset Management Limited is registered as an Investment Adviser with the Securities and Exchange Commission (the "SEC") - CRD# 281781 / SEC# 801-107083.

The MSCI information may only be used for your internal use, may not be reproduced or re-disseminated in any form and may not be used as a basis for or a component of any financial instruments or products or indices. None of the MSCI information is intended to constitute investment advice or a recommendation to make (or refrain from making) any kind of investment decision and may not be relied on as such. Historical data and analysis should not be taken as an indication or guarantee of any future performance analysis, forecast or prediction. The MSCI information is provided on an "as is" basis and the user of this information assumes the entire risk of any use made of this information. MSCI, each of its affiliates and each other person involved in or related to compiling, computing or creating any MSCI information (collectively, the "MSCI Parties") expressly disclaims all warranties (including, without limitation, any warranties of originality, accuracy, completeness, timeliness, non-infringement, merchantability and fitness for a particular purpose) with respect to this information. Without limiting any of the foregoing, in no event shall any MSCI Party have any liability for any direct, indirect, special, incidental, punitive, consequential (including, without limitation, lost profits) or any other damages.

WARNING: Past performance is not a reliable indicator of future results. The price of units and the income from them may go down as well as up and investors may not get back the amount invested. The return may increase or decrease as a result of currency fluctuations. Forecasts are not a reliable indicator of future performance.