

## Fund Description

The **EAFE Equity Fund** (‘the Fund’) is managed by Setanta Asset Management Limited (‘Setanta’) and is a representative account of the EAFE Equity strategy.

The Fund is an actively managed equity portfolio, with a long-term investment horizon. Our aim is to invest in EAFE (Europe, Asia and Far East) companies that are trading below their intrinsic value. Our investment process seeks to invest in companies that exhibit a combination of low financial risk, low operational risk and low valuation risk.

We believe that if we can invest in companies that possesses these characteristics then we can reduce the risk of a permanent loss of capital and enhance our chances of outperforming our benchmark over the long term. The investment objective of the Fund is to outperform the MSCI EAFE index over the long term.

## Fund Commentary

Ten Years on...

It was roughly this time ten years ago that global stock markets peaked before the onset of the global financial crisis. The crisis first unfolded slowly, then quickly and suddenly in late 2008 it seemed that the entire financial system was on the brink of collapse. Central banks should be given credit for their response which infused liquidity and confidence into a system that was seizing up. Though the economic recovery from this harrowing time has been soft by historical standards, stock markets have produced quite remarkable returns in the intervening years.

*Fund Commentary continued on Page 3)*

## Portfolio Managers

Rowan Smith, Fergal Sarsfield CFA & Conor Walshe

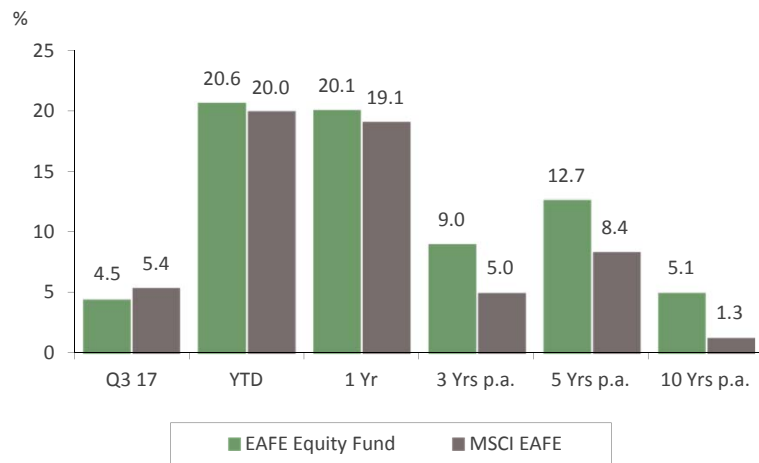


## Investment Principles

- We do not believe the market is efficient.
- We aim to make investments at a price below our assessment of intrinsic value.
- We make an investment in a business rather than trade securities.
- We believe risk is the possibility of permanent impairment of value.
- We make investments for the long term.
- We invest where we see value and are not afraid to be contrarian and swim against the tide.
- We don't make forecasts, we consider scenarios.
- We demand financial strength from the companies we invest in.
- We will act with integrity and communicate with our clients in a manner representative of our investment style.
- We have the humility to know we make mistakes and embrace the need to continue learning through both experience and study.



## FUND PERFORMANCE (USD) – 30.09.17



## YEARLY PERFORMANCE

Year %	2012	2013	2014	2015	2016
Fund	22.3	27.3	-4.2	4.4	10.8
Benchmark	17.3	22.8	-4.9	-0.8	1.0

**Performance Source:** GWL Unit Prices converted to USD at FX Rate 0.7996; Based on Representative Setanta EAFE Equity Account. Returns are in USD and are gross of management fees. **Benchmark** is MSCI EAFE. **Fund Statistics Source:** Bloomberg

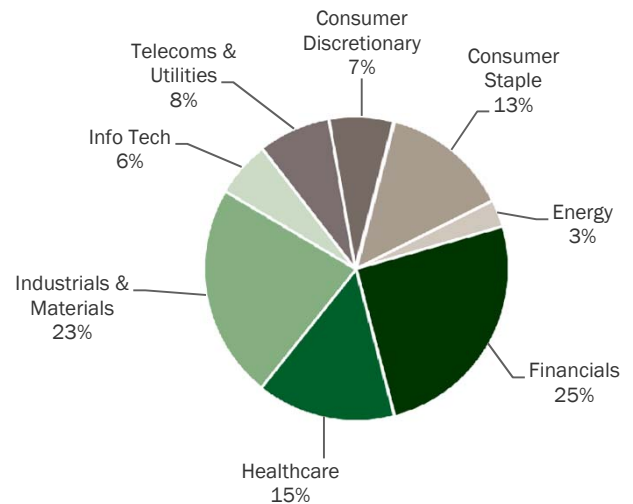
## TOP 10 EQUITY HOLDINGS

COMPANY	SECTOR	% OF FUND
GROUPE BRUXELLES LAMBERT	FINANCIALS	6.1%
MELROSE INDUSTRIES	INDUSTRIALS & MATERIALS	5.4%
SANOFI	HEALTHCARE	4.7%
SWATCH GROUP	CONSUMER DISCRETIONARY	4.5%
NOVARTIS	HEALTHCARE	4.2%
DCC	INDUSTRIALS & MATERIALS	4.1%
LSL PROPERTY SERVICES	FINANCIALS	3.9%
FENNER	INDUSTRIALS & MATERIALS	3.8%
DIAGEO	CONSUMER STAPLES	3.6%
ORIGIN ENTERPRISES	CONSUMER STAPLES	3.3%

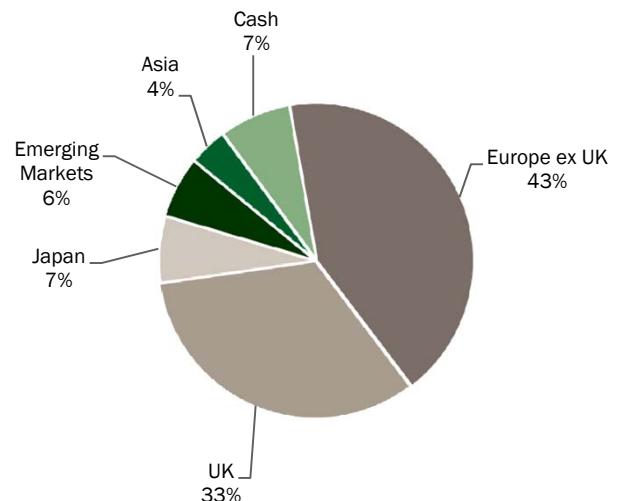
## FUND STATISTICS

PRICE/BOOK	1.8
PRICE/EARNINGS RATIO (FY 1)	16.4
DIVIDEND YIELD %	3.1
AVERAGE MARKET CAP \$BN	46.3
NO. OF HOLDINGS	34
DEBT/EQUITY %	46.3
ACTIVE SHARE %	92.1

## SECTOR DISTRIBUTION



## GEOGRAPHIC DISTRIBUTION



Since the peak of October 2007, immediately prior to the crisis, to today, the S&P 500 has produced an annualised total return of over 7% (dividends reinvested). Given the enormous value destruction that occurred during the crisis this is pretty stunning. One must attribute at least some of this to the extraordinary monetary policies in place throughout the period. Vanishingly low interest rates, quantitative easing and pretty overt assurances from the central banks to support the markets through any hardship have led us to where we are today. While we take great interest in how this backdrop is unfolding we don't make macro forecasts since we view this part of the markets to be too competitive and not a good source of investment returns. Therefore we won't dwell on this backdrop, but some observations that we have on today's markets are as follows:

- Volatility levels remain very low by historical standards. Even the recent worrying developments on the Korean peninsula had almost no effect on markets.
- Central Banks are beginning to unwind the extremely stimulative monetary policies that have become the norm for almost a decade, yet there has been essentially no market impact observable. If these policies had been so helpful, won't their absence have consequences? Nor has the shift towards what might be referred to as "political populism" across the western world dented markets.
- According to Moody's Analytics, 75% of new loans in the leveraged loan market (new borrowings raised by already indebted companies) are "covenant-lite". Covenants protect investors by placing limits on the issuer and the pervasiveness of "covenant-lite" issuance suggests investors are acting in a complacent manner. Bloomberg quotes a senior covenant officer at Moody's: "it's basically the worst it's ever been in terms of loan covenant protections".
- We don't pay much attention to market level valuation metrics – we find these to be flawed in numerous ways and value each company of interest based on its merits. On this basis we have been struggling for some time to find many new investment ideas, with companies that meet our quality criteria often being priced too richly. Valuations are not extremely high but are high nonetheless and we suspect that whenever the next recession hits there may prove to be little or no valuation support for those companies that ultimately prove to be over-earning in today's economy.

These observations, particularly with respect to valuation levels, make us nervous. We are not calling a market top or the start of a new crisis. It is quite conceivable that the next bear market might be many years away. But we think it makes sense to act cautiously. We continue to focus on good businesses that we think are quite shock-resistant and as always we spend a lot of time thinking about the durability of each company's earnings.

### Portfolio Changes

We conceded defeat on **Tesco** and sold the position. Since our initial investment in 2012, the stock fell by around 40%, which we are frankly embarrassed by. What seemed like temporary business challenges that were fixable proved to be structural changes that impacted Tesco in a significantly adverse manner. The variant offering from Lidl, Aldi and other discount stores gained a lot more market share than we expected, increased industry capacity and helped customers to change their buying patterns in a manner that hurt Tesco, as its business model relies on high volumes. To top things off the previous management team, in our view, performed very poorly. The replacement CEO, Dave Lewis, appointed in 2014 has taken a number of steps to return the company to its original strengths. So far, he seems to be doing a good job and business trends are improving. He and his actions are the main reasons we remained invested for so long but ultimately we are concerned that the competition in the industry is likely to remain fierce and may hamstring the business. We found a superior investment opportunity in Japan, and hope to discuss this in our next report when our buying should be completed.

We liquidated the investment in power utility, **Fortum**, which was held since 2009. Though the journey was bumpy and we didn't earn the return we had hoped for, this investment worked out satisfactorily overall, thanks in part to a nice dividend that accrued through the period. Fortum disposed of its regulated assets in Sweden, Finland and Norway at very good prices in 2015. What remained were unregulated electricity generation businesses (nuclear and hydro) based in Finland, Sweden and Russia. Wholesale electricity prices are influenced by coal prices which remain low and thus profits remain depressed. It is not clear when (or if) this backdrop will improve and this is out of management's hands. At the time of sale it also remained uncertain what management might do with the cash retained since the disposal of the regulated assets. Whilst the stock might prove to be undervalued at this point, based on these uncertainties we decided to sell the holding.

We made an investment in **Ericsson** which is a fundamentally good business experiencing some difficulties that we think are fixable. Ericsson has a very strong position in the market for providing telecom equipment, and ancillary software and services, used to operate wireless networks. Chinese competitors, Huawei and ZTE, have made significant inroads over the past decade but Ericsson has been able to maintain market share and we feel the Chinese competitors will find it harder to gain market share from here, particularly given wariness in the US of potential national security issues. The data requirements of modern cities continue to rapidly increase so demand for wireless network software and equipment should increase in the future. We are also intrigued by Ericsson's extensive patent portfolio, the largest in the industry, which we suspect is highly valuable. There is controversy around the stock. In recent years some clients outsourced service contracts and Ericsson was too aggressive in bidding on some low quality service contracts which have depressed profitability. Alongside this Ericsson made numerous value destructive acquisitions in adjacent areas. The board has recognised the problems and appointed a new CEO to lead a turnaround. We believe these problems are fixable and see good value in the stock on that basis.

*Rowan Smith – Portfolio Manager*

#### Contact Details:

Setanta Asset Management Limited,  
Beresford Court,  
Beresford Place, Dublin 1, Ireland.

Alan Hickey, Tel: + 353 1 612 4903  
Email: [alan.hickey@setanta-asset.com](mailto:alan.hickey@setanta-asset.com)  
[www.setanta-asset.com](http://www.setanta-asset.com)

#### **IMPORTANT INFORMATION**

The EAFE Equity Fund is managed by Setanta Asset Management Limited and is a representative account of the EAFE Equity strategy. The Fund is available on a separate account basis to institutional investors. Investors should consider the investment objectives, risks, charges and expenses carefully before investing. See 'WARNING' and 'IMPORTANT INFORMATION' sections below. Setanta Asset Management Limited is regulated by the Central Bank of Ireland, New Wapping Street, North Wall Quay, Dublin 1 Ireland and has been granted the International Adviser exemption from registration in Manitoba, Ontario, Quebec, British Columbia and Alberta. This exemption enables it to provide advisory services to clients in these provinces in accordance with the applicable securities legislation of Manitoba, Ontario, Quebec, British Columbia and Alberta. Setanta, who is an investment sub-advisor to a number of Great-West Life Group companies, does not trade on its own account. Units in the Canadian segregated and mutual funds are not offered for sale by Setanta but may be acquired by prospective investors via the relevant Great-West Life Group company. This factsheet, which is for information purposes only, does not form part of any contract. This is a marketing communication that (a) has not been prepared in accordance with legal requirements designed to promote the independence of investment research, and (b) is not subject to any prohibition on dealing ahead of the dissemination investment research. The information contained in this document is based on current legislation and is, therefore subject to change. The contents are intended as a guideline only and should not be construed as an interpretation of the law. You should always seek the advice of an appropriately qualified professional. Performance disclosures are stated above. Setanta Asset Management Limited has also been approved by the SEC (CRD # 281781/ SEC # 801 – 107083) as an Investment advisor firm.

The MSCI information may only be used for your internal use, may not be reproduced or re-disseminated in any form and may not be used as a basis for or a component of any financial instruments or products or indices. None of the MSCI information is intended to constitute investment advice or a recommendation to make (or refrain from making) any kind of investment decision and may not be relied on as such. Historical data and analysis should not be taken as an indication or guarantee of any future performance analysis, forecast or prediction. The MSCI information is provided on an "as is" basis and the user of this information assumes the entire risk of any use made of this information. MSCI, each of its affiliates and each other person involved in or related to compiling, computing or creating any MSCI information (collectively, the "MSCI Parties") expressly disclaims all warranties (including, without limitation, any warranties of originality, accuracy, completeness, timeliness, non-infringement, merchantability and fitness for a particular purpose) with respect to this information. Without limiting any of the foregoing, in no event shall any MSCI Party have any liability for any direct, indirect, special, incidental, punitive, consequential (including, without limitation, lost profits) or any other damages.

**WARNING:** Past performance is not a reliable indicator of future results. The price of units and the income from them may go down as well as up and investors may not get back the amount invested. The return may increase or decrease as a result of currency fluctuations. Forecasts are not a reliable indicator of future performance.